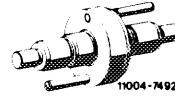


**Special tool**

---

Balance disc holder



617 589 02 63 00

---

**Conventional tool**

---

Rolling device

Trebel, D-4030 Ratingen,  
type EO, order no. 03600/0904/E 0010

---

**Note**

---


The balance condition of the old balance disc must be transferred to the new balance disc.

All parts of a broken balance disc must be pasted together and be statically balanced with a new balance disc.

**Static balancing**

---

- 1 Place new balance disc on balancing holder with an offset of  $180^\circ$  over old one.
- 2 Let balancing holder with both balance discs oscillate on rolling device.

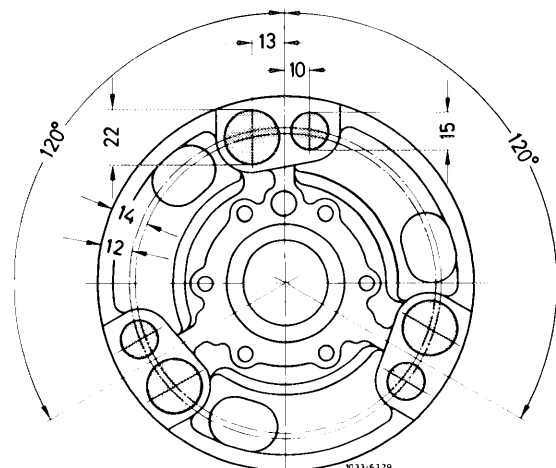


103-10649

- 3 Drill new balance disc in such a manner, that the balance discs remain still without oscillating in any position on the rolling device.

Pay attention to position of balancing bores (illustration).

Hole depth max 25 mm.



Balancing disc rear