


**Removal**


---

- 1 Disconnect regulating rod (46).


Model 114



Model 116



On vehicles with stepless full throttle stop adjustment, force off regulating rod together with rubber bearing.



2 Pull off lock (arrow). Slide longitudinal regulating shaft toward the rear and remove. Pay attention to components of rear bearing.

### Installation

---

3 For installation proceed vice versa. Grease bearing points as well as ball sockets with Molykote-Long-term 2.

4 Adjust regulating linkage (07.2-300).

