


A. Models 107, 116, 123

Removal

- 1 Compress expanding clip (arrow) behind accelerator pedal and pull out.




Installation

- 2 During installation, make sure that expanding clip is securely engaging.

B. Model 126


Removal

- 1 Compress expanding clip (arrow) behind accelerator pedal and pull out.



2 Push accelerator pedal up and turn around by 180°.

3 Pull off accelerator pedal in downward direction, lug (arrow) on accelerator lever should be in alignment with groove in accelerator pedal.



Installation

4 For installation proceed vice versa, making sure that the expanding clip is securely engaging.

The connection from accelerator lever to accelerator pedal is maintenance-free and requires no lubrication.