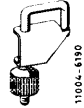


**Special tool**

---

Clamp



000 589 40 37 00

---

**Note**


---

This job refers to **model 123** only and is required only if the specified idle speed cannot be regulated at bypass mixture adjusting screw (07.2–100 and 07.2–110).

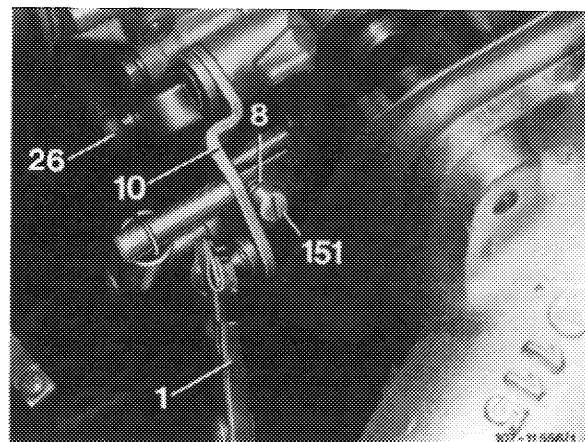
**Adjustment**

---

1 Run engine at idle. Pinch vacuum hose (69) with hose clamp. Stop engine.



2 Disconnect choke connecting rod (26) and regulating rod (1) on throttle valve lever (10). Pull safety cap (151) from throttle valve adjusting screw (8).



3 Turn throttle valve adjusting screw (8) to the left until throttle valve is completely closed (make throttle valve "bite"). From this position, turn throttle valve adjusting screw approx. one turn to the right.

4 Adjust idle speed (07.2–100).