


Note

For carburetors with automatic choke only the "standard choke housing" is now available as a spare part. The vacuum supply for pulldown is routed via connection shown (arrow).

The choke housing has a start enrichment valve and a warm-up CO adjusting screw (124).

The drive lever is provided with a protective sleeve (171) against wear caused by bimetallic spring.


If the standard choke housing is installed on a carburetor without pulldown delay, a few changes may be required.



Subsequent installation

1 Drill fuel duct.


Check whether carburetor has a cross bore (dashed line). If there is no such bore, drill a 2.5 mm dia. connecting bore into carburetor housing from recess (arrow) into fuel duct (2). Close fuel duct (1) (e.g. with grease) to prevent the penetration of drilling chips. Upon drilling, blow out holes with compressed air and open previously closed fuel duct again.



2 Connect vacuum for pulldown.


a) On carburetors with connection for vacuum-controlled preheating of intake air (starting model 123), connect pulldown with carburetor connection "A" by means of Y-rubber member.

- Model 123
- 2 Vacuum line for preheating intake air
 - 4 Y-rubber member
 - 95 Pulldown
 - A Vacuum connection for control of preheating intake air



b) On carburetors without connection for vacuum-controlled preheating of intake air (model 115), take vacuum for pulldown from intake manifold.

- Model 115
- 1 Vacuum hose toward pulldown
 - 2 Connecting screw
 - 3 Sealing ring
 - 4 Spacing sleeve



The spacing sleeve (8) is required only if no control pressure line for automatic transmission is connected.

Attention!

Do not take vacuum for pulldown from vacuum governor, since during warm-up with throttle valve opened, there is no vacuum, so that the start enrichment valve is continuously open and the warm-up mixture will be excessively enriched.

Flat rate

Fuel duct, drill (choke housing removed).

Connected job 2 work units or 0.2 hours.

Vacuum for pulldown, connect.

Connected job 1 work unit or 0.1 hours.

Spare parts

Designation

Choke housing	000 070 21 47
Y-rubber member	123 805 00 22
Connecting screw	100 270 00 72
Spacing sleeve	186 991 27 40
Sealing ring	007603 010101
Rubber hose per meter	008 997 47 82
