
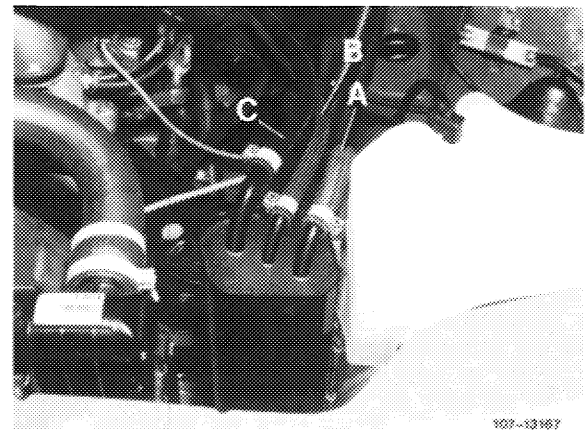


Checking


1 Switch on ignition, pull plug from electromagnetic vent valve (161) and put back again. The operating noise of valve should be audibly and noticeably observed.



2 Pull off hose (C) on charcoal canister.



- A To fuel tank
- B To carburetor draw-off connection
- C To float chamber vent



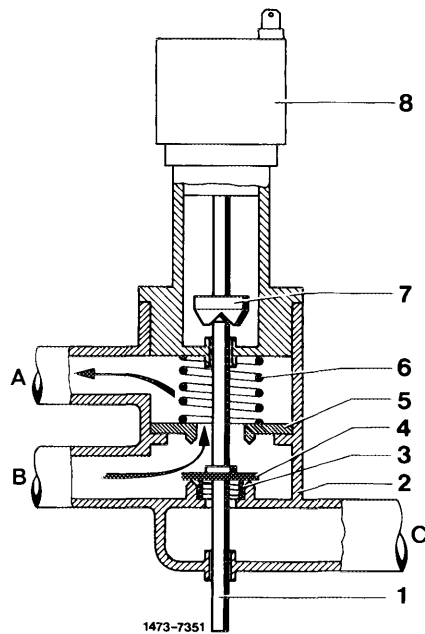
Arrow = draw-off connection for charcoal canister

3 With ignition switched on, blow into pulled off hose, there should be no passage.

No passage = internal venting

Float chamber venting system in position "internal venting"

- A To carburetor
- B To carburetor
- C To charcoal canister



4 With ignition switched off, blow into pulled off hose, passage should be indicated.

Passage = external venting

Float chamber venting system in position "external venting"

- A To carburetor
- B To carburetor
- C To charcoal canister

