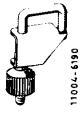


## 07.2–210 Testing fuel pump

### Test values

		Measuring condition	
<b>Vacuum</b>	(measured at suction end in front of pump inlet)	at starting speed mbar (mmHg)	335–470 (250–350)
		max. pressure drop within first minute mbar (mmHg)	95 (70)
		Measuring condition	
<b>Delivery pressure</b>	(measured at pressure end following pump outlet)	at starting speed bar	0,20
		max. pressure drop within first minute bar gage pressure	0,05

### Special tool

Clamp		000 589 40 37 00
-------	--	------------------

### Conventional tool

Fuel pump pressure tester, vacuum tester	e.g. made by Bosch, EFAW 177
	e.g. made by SUN, VPT 212


### Testing vacuum at suction end

1 Short ignition system. For this purpose, connect a cable from ground to terminal 1 of ignition coil.

2 Pinch suction hose. Pull off suction and pressure hose.

Connect tester at suction end.

- 1 Suction hose
- 2 Pressure hose



3 Rotate engine with starter motor, until vacuum value is no longer increasing. Compare indicated value with nominal value. Observe pressure drop.

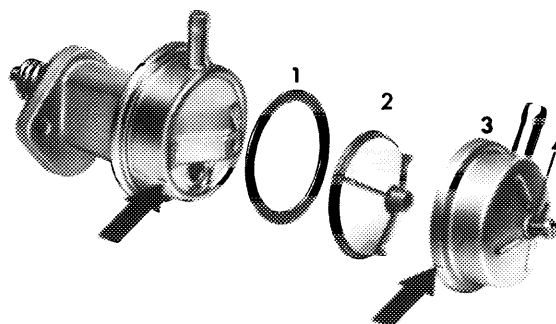
#### Testing delivery pressure at pressure end

---

4 Connect tester at pressure end.

5 Rotate engine with starting motor until delivery pressure is no longer increasing. Compare indicated value with nominal value. Observe pressure drop.

**Note:** If the vacuum or the delivery pressure is not attained, check whether false air (infiltrated air) is sucked in at rubber sealing ring (1). Replace sealing ring, if required, and repeat test.



R 07/6447