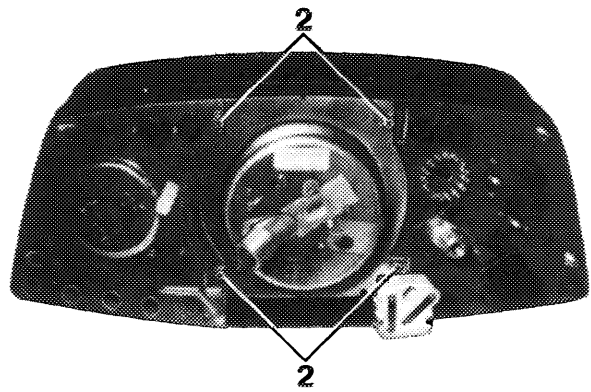



Removal

- 1 Remove instrument cluster (54-250).
- 2 Unscrew fastening screws (2).



154-23200

- 3 Slightly cant tachometer and remove toward the right.




154-14779

Installation

- 4 For installation proceed vice versa.

Note: During installation, make sure that the resetting lever for daily mileage counter rests on resetting button (arrows).



154-14178