


Removal

1 Remove cover under instrument panel on driver's side.


2 On 1st version, pull line harness from sensor (3).

3 Unscrew coupling nuts of speedometer shaft from sensor (3) and remove sensor.


Model 107



Models 114, 115

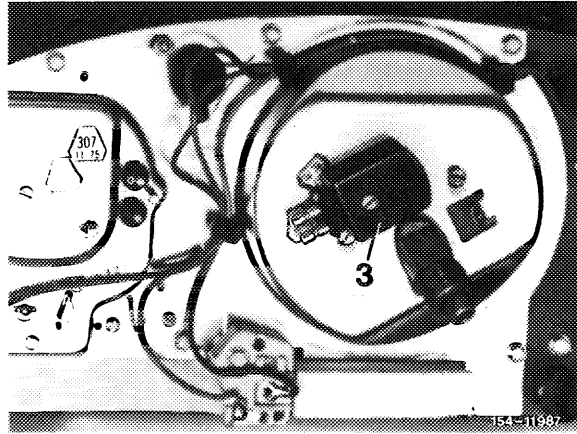


Model 116




- 4 On 2nd version, remove instrument cluster.
- 5 Pull line harness from sensor (3).
- 6 Unscrew sensor (3) from instrument cluster.

Models 107, 116



Model 123



Installation

- 7 For installation proceed vice versa.
- 8 Perform function test on road.