



Removal

1 Unscrew both striker screws and remove striker.




2 Press out spreader rivet upper section with a screwdriver.



3 Take spreader rivet lower section out of glove compartment.

4 Press glove compartment light out of glove compartment and pull off plug.

5 Pull glove compartment out of instrument panel.



Installation

6 Install in reverse sequence.