



**Removal**

---

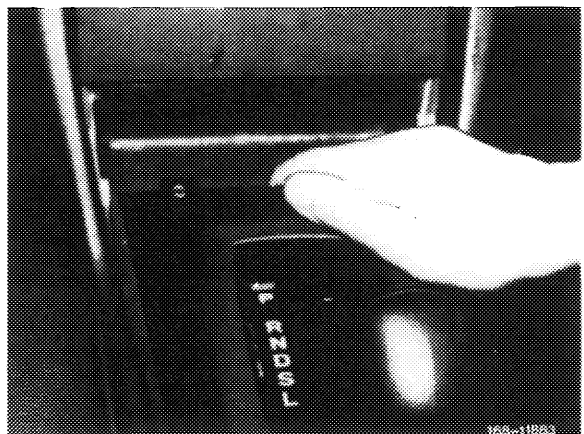
- 1 Remove ashtray with frame and disconnect both plugs.
- 2 Take carpet liner out of tray.




- 3 Remove both screws from cover.



- 4 Lift front end of cover a little and press hazard warning light switch upward from below out of cover.
- 5 Disconnect plugs on hazard light switch.
- 6 Pull cover toward rear out of center console.





168-11882

## Installation

---

- 7 Install in reverse sequence.