

Removal

1 Remove reveal molding on side of windshield (68-405).


2 Pull off interior rear view mirror and unscrew base plate.



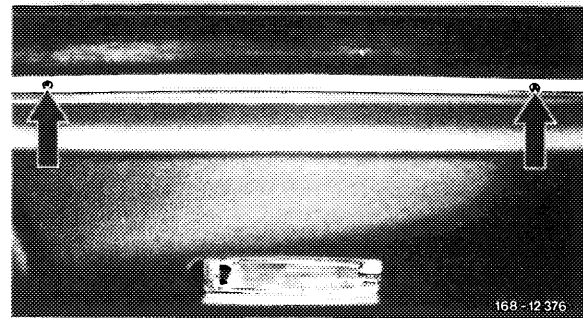
3 Press out roof lamp using a plastic wedge in the opening and disconnect plugs.




4 Unscrew sun visors and holders.



Note: The reveal molding of models with a sun roof is held by a chrome plated rail, which must be unscrewed first.



5 Pull reveal molding forward out of front roof frame.



Installation

6 Attach reveal molding in holder for headliner from the front, securing the sides to the roof frame with clips at the same time.

7 Continue installation in reverse sequence of removal.

