


### Removal


---

1 Apply screw driver to force holding spring of dome lamp (at right of recess) in inward direction and pull dome lamp out of paneling.



2 Unscrew fastening screws on paneling.

3 Lower paneling at rear end and carefully pull out of roof frame and the two glass panes in luggage compartment in rearward direction.




### Installation

---

4 Attach paneling with the two holders of frame.

5 Screw down paneling.

6 Attach dome lamp by means of clips.



7 Force end of paneling on roof frame under rubber frame of glass pane by means of a plastic wedge or the like.

