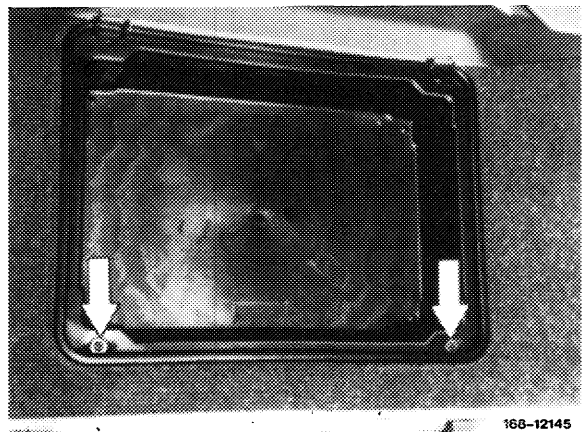


Removal


1 Remove rear seat backrest (91-170).

2 Remove both screws on first aid kit tray.




3 Lift front of first aid kit and pull out.

4 Lift hat rack a little at center and pull out forward.




Installation

5 Place hat rack on rear wall panel and press toward rear.



Note: Make sure that three retaining cams of hat rack are slid underneath the metal holders provided.



6 Install first aid kit that both cams engage under metal part.

7 Continue installation in reverse sequence of removal.

