


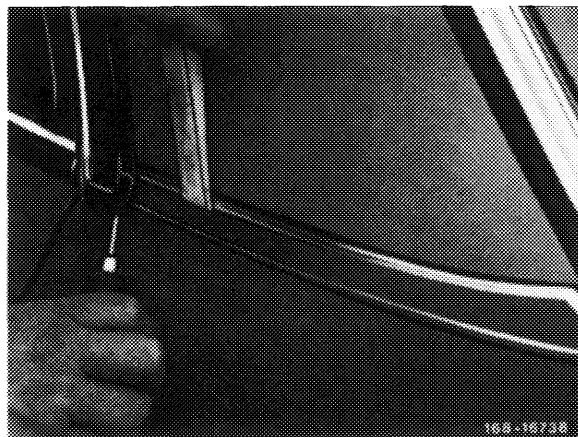
### Removal

---

1 Insert an awl from below between ornamental molding and cover on rear pillar. Using the awl, press cover rearward to form a bulge.



2 Insert plastic wedge or similar in bulge and press cover out of clips.



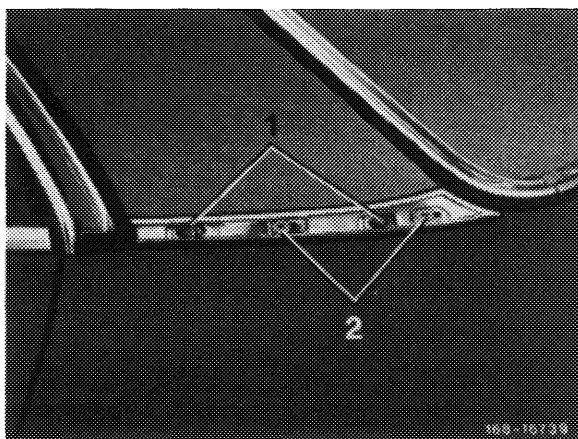
3 Unscrew ornamental strip.

### Installation

---

4 Screw on ornamental strip.

5 Clip on cover.



- 1 Ornamental strip securing screws
- 2 Clips for cover