


68—510 Removal and installation of ornamental rod on edge of front or rear door


Removal

1 Remove exterior rear view mirror from left front door (72—270).


2 Press off inner plate from right front door.



3 Remove screws and take off outer plate.



4 Lift ornamental rod with a plastic wedge starting at one side and pull it out of clips.



Installation

5 Install in reverse sequence.