


## 68-530 Remove and install cover at weatherstrip (coupe)

---

### Special tool

---

Caulking tool



123 589 01 59 00


---

### Remove

---

1 By means of a sharp-edged plastic wedge, press cover off the weatherstrip.


**Note:** The cover is damaged during removal so that it must always be replaced.



### Install

---

2 Attach cover at the front with masking tape in order to avoid damage to the vehicle surface.



168-13843

3 Starting at the rear, knock cover onto the weatherstrip by means of the caulking tool.

