


Removal


- 1 Detach and remove liner.




- 2 Remove screw in recess.



- 3 Remove top grip screw.



4 Unscrew both arm rest screws and take arm rest off of door liner.



Installation

5 Install in reverse sequence.