



Removal

1 Remove crank operated window (72- 191).

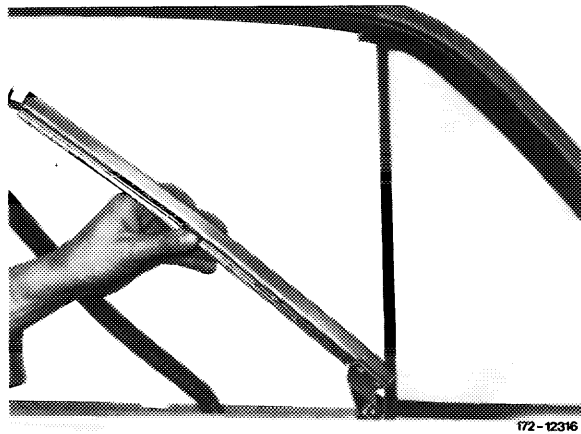
2 Remove bottom window land screw.



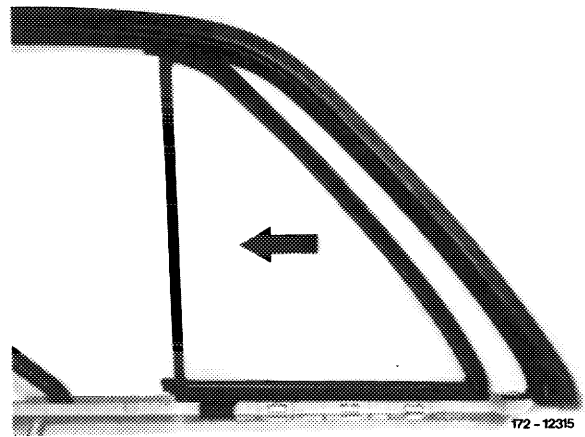
3 Remove top window land screw.



4 Remove window land.




5 Remove window with rubber frame.



Installation

6 Place seal on window frame at rear bottom corner.

7 Continue installation in reverse sequence of removal.



Note: Install seal at top of window land before installation of window running rail.

