
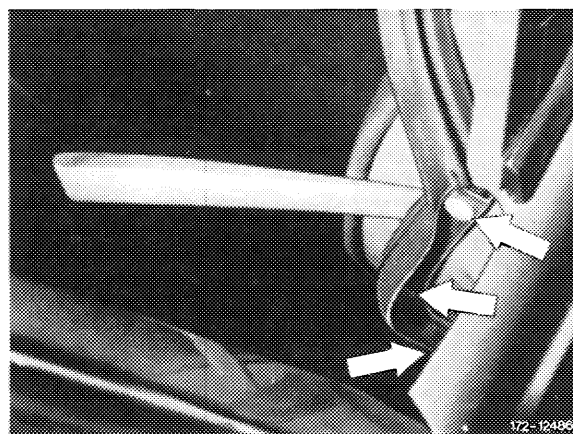


Removal

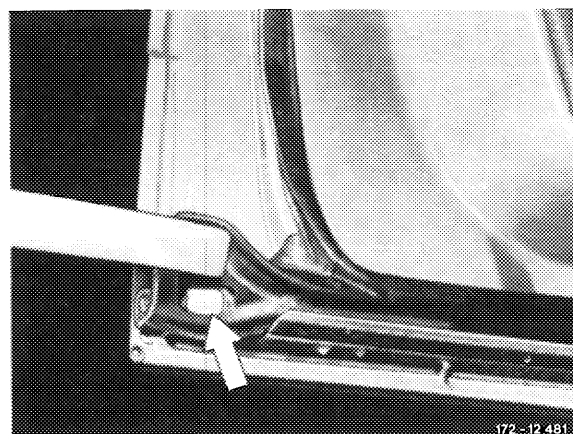
- 1 Remove pin from door brake.



- 2 Use a plastic wedge to press clips on front side of door (along with retaining rail for front door) off of door panel.



- 3 Press off clip at rear corner of front door.



4 Pull rubber frame out of door seam and remove.

Installation

5 Install in reverse sequence.

Note: In the area of the clips, the sealing frame must be glued to the door panel with MB universal adhesive, part No. 000 989 92 71.

Always use new clips.

6 Seal front bottom corner of front door with Union cement.

