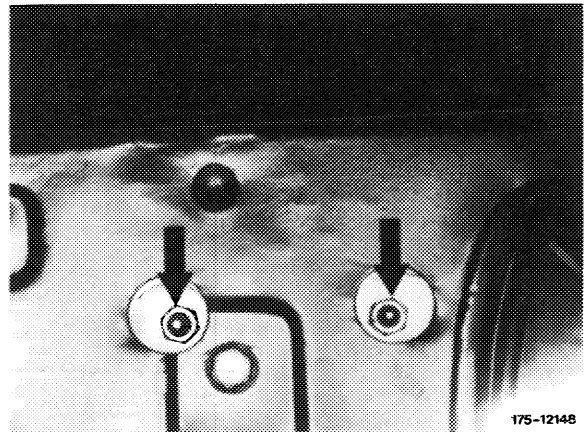


**Removal**



---

1 Remove both nuts from trunk.


2 Pull out trunk lid lock toward rear.



3 Remove cover.



4 Unscrew bolt and remove trunk lid lock lower section through opening in center tail panel.



### Installation

---

5 Install in reverse sequence.