



Removal

1 Open sun roof lid three fourths of way, unclip front of sun roof headliner and pull out upwards.


2 Open sun roof lid all the way and remove left and right sliding rails.



3 Shut sun roof lid and remove left and right lock screws.



4 Unscrew guide plate from front roof frame and pry off clamp on cable.



5 Let teleflex cable run back.

6 Lift off sun roof lid.

Installation

7 Before installation lubricate all slides as well as sliding rails thoroughly up to the rear ends with MB slide paste using a piece of felt or brush attached to an extension.

8 Install in reverse sequence.

9 Adjust slides and sun roof lid (77–110).