

Removal


1 Remove teleflex cable (77-140).

2 Remove holder with motor and gears (77-180).


3 Remove headliner starting from rear up to center pillar (68-430).

4 Detach insulation in area of rear sun roof frame.


5 Detach sun roof frame starting at rear up to roof opening.



6 Unscrew mounting bolts of retaining plate for teleflex tube on sun roof frame.



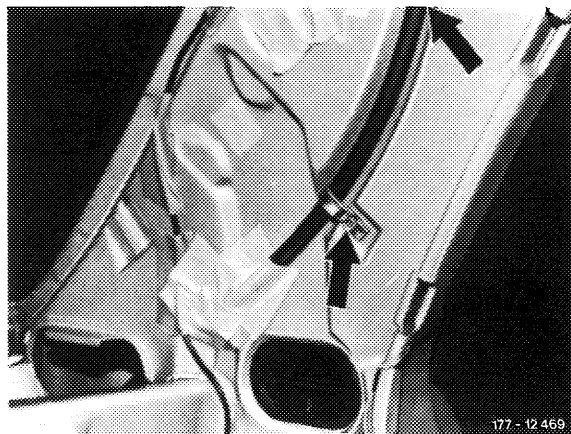
7 Unscrew rear roof frame clamp.



8 Unscrew both clamps on rear pillar.

9 Press off rear sun roof frame a little and slide teleflex tube into trunk at first only far enough, that it can be pulled out of the sun roof frame.

10 Pull teleflex tube towards inside of car and remove it through opening for rear window.




Installation

11 Guide a new teleflex tube into trunk working from inside of car at first and then into sun roof frame.

Attention!

Do not bend teleflex tube while installing, since otherwise teleflex cable will stick.



12 Install holder with motor and gears.

13 Mount teleflex tube to sun roof frame, roof frame and gear pillar.

14 Continue installation in reverse sequence of removal.

