


A. Model 115.1

Removal

- 1 Disconnect return spring (9) and unscrew hex screw (7).
- 2 Push regulating rod (1) with damping ring (2) from lever (3).
- 3 Unscrew hex screw (5) from righthand bearing (4).
- 4 Pull regulating shaft (6) with righthand bearing (4) to the right out of pedal lever (10) and of lefthand bearing and remove in upward direction.

- | | |
|--------------------|--------------------|
| 1 Push rod | 5 Regulating shaft |
| 2 Damping ring | 7 Hex screw |
| 3 Regulating lever | 8 Regulating lever |
| 4 Bearing | 9 Return spring |
| 5 Hex screw | |



Installation

- 5 For installation proceed vice versa, while attaching return spring (9) to center hole.


Grease bearing points as well as ball sockets of regulation with Molykote-Longterm 2.

Adjustment

- 6 With the engine stopped, step on accelerator pedal from inside vehicle to stop or on vehicles with automatic transmission to stop of kickdown switch. The accelerator pedal and the throttle valve on engine 615 and 616, and the regulating lever on injection pump of engine 616 and 617 should rest against full throttle stop. If required, adjust regulating shaft (6).

For this purpose, loosen hex screw (7), pull accelerator pedal slightly upward and tighten hex screw again. Check full throttle stop once again and repeat adjustments, if required.


- | | | | |
|---|------------------|----|---------------|
| 6 | Regulating shaft | 9 | Return spring |
| 7 | Hex screw | 10 | Pedal lever |
| 8 | Regulating lever | | |




B. Model 123.1

Removal


- 1 Remove accelerator pedal (30–330).
- 2 Disconnect return spring and push rod.



- 3 Unscrew plastic bearing inside vehicle and remove shaft by turning.



Lefthand steering



Righthand steering

Installation

4 For installation proceed vice versa, while attaching return spring to inside hole.

Grease bearing points as well as ball sockets of regulation with Molykote-Longterm 2.

Adjustment

5 With the engine stopped, step down on accelerator pedal from inside vehicle to stop or on vehicles with automatic transmission to stop of kickdown switch. Accelerator pedal and throttle valve lever on engine 615 and 616, as well as regulating lever on injection pump of engine 616 and 617 should rest against full throttle stop. Adjust regulating shaft (6), if required. For this purpose, loosen hex screw (7 or arrow), pull accelerator pedal slightly up and tighten hex screw again. Check full throttle stop once again and repeat adjustments, if required (30–300 section D).

