


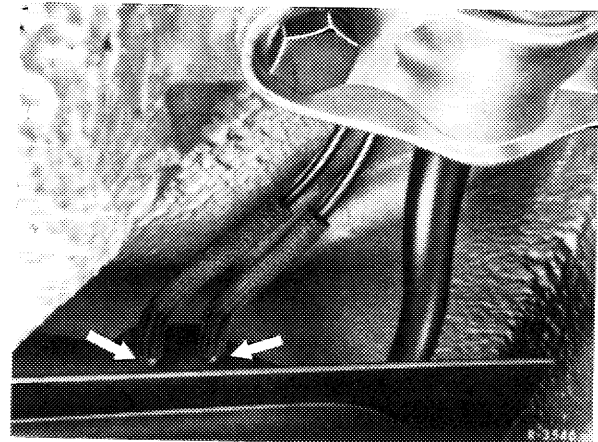
A. Model 115.1

For positive and negative venting of fuel tank the trunk is provided with an expansion tank (1).

- 1 Expansion tank
- 2 Positive venting lines to fuel tank
- 3 Negative venting lines to atmosphere
- 4 Connection hoses



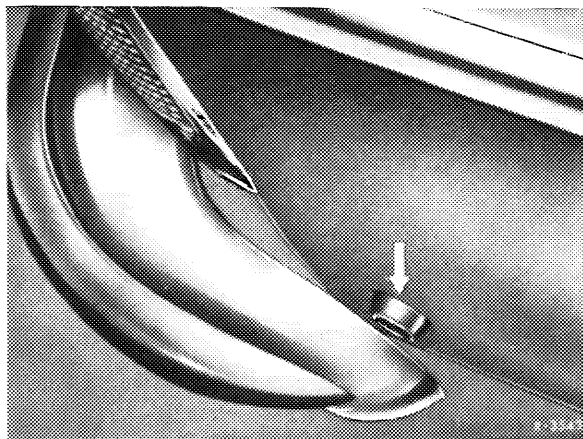
The expansion tank is connected to two positive venting lines (arrows) entering the fuel tank and a negative venting line (3) connected to atmosphere.



Arrows = positive venting lines on fuel tank

If, with the fuel tank full, fuel is forced into positive venting lines (2), the fuel can rise up to expansion tank. As soon as one of the two positive venting lines is free of fuel, the fuel will immediately return into fuel tank, while the fuel vapours will escape through negative venting line (3) into the atmosphere.


The fuel vapours escape into the open air at the point shown in illustration (arrow).



Arrow = outlet of fuel vapours into the open air

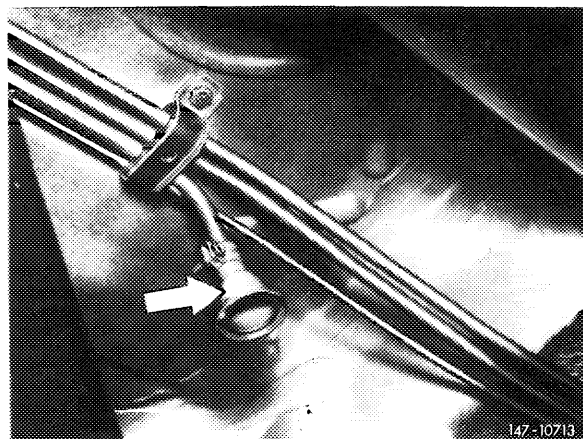
B. Model 123.1 sedans and coupes

Model 123.1 is provided with a positive venting system comprising lines and a collecting tray in fuel tank.



147-13628

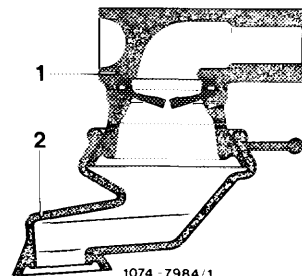
The fuel vapours escape through negative venting line (arrow) into the open air. The negative venting line outlet is at the left on frame floor in front of rear axle suspension.



1st version

147-10713

Starting approx. June 1978 a positive venting sleeve with diaphragm is installed. The diaphragm increases the pressure in fuel tank by approx. 10 mbar. When the fuel tank is filled, the automatic fuelling will switch off earlier.



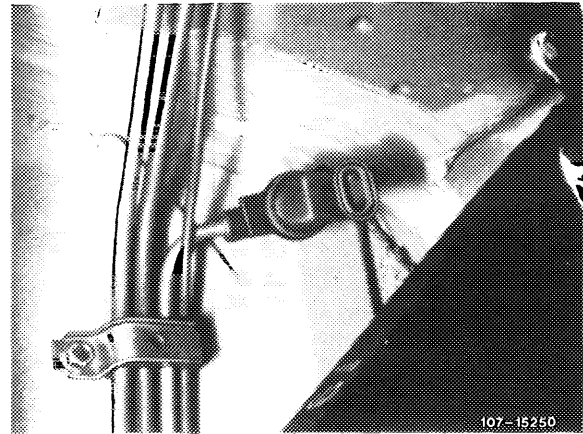
1074-7984/1

2nd version

In the event of repairs, install only the positive venting sleeve with diaphragm also for vehicles manufactured at an earlier date. In such a case, bend the negative venting line with a suitable mandrel in such a manner that the positive venting sleeve is pointing downwards.


Attention!

When bending line, make sure that no buckling will occur.




USA starting 1981

The vent valve (51) is located at end of vent line. Vent valve (51) opens at a gauge pressure of 30–50 mbar and a vacuum of 1–30 mbar in fuel tank



C. Model 123.1 T-sedans and special vehicles with special body


For positive and negative venting of fuel tank the rear left-hand fender is provided with an expansion tank of 4.5 liters capacity.




1st version for special vehicles

T-sedan and 2nd version for special vehicles

55 Expansion tank




The expansion tank is provided with two connecting lines (arrows) and one vent line (64) entering fuel tank.



The fuel vapors escape via vent line (64) and venting sleeve (73) into the open air.

The vent line discharges at the right on frame floor in front of rear axle suspension



USA starting 1981

The vent valve (51) is located at end of vent line (64). The vent valve (51) opens at a gauge pressure of 30–50 mbar and a vacuum of 1–30 mbar in fuel tank.

