

01—420 Pressure-testing cylinder head

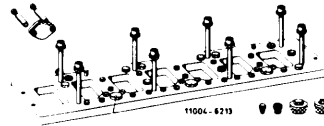
Dat.

Test pressure with air under water in bar gauge pressure (atü)

2

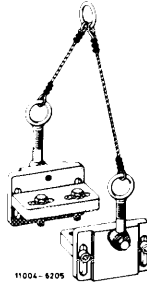
Special tools

Pressure plate



617 589 01 25 00

Suspension device



115 589 34 63 00

Conventional tool

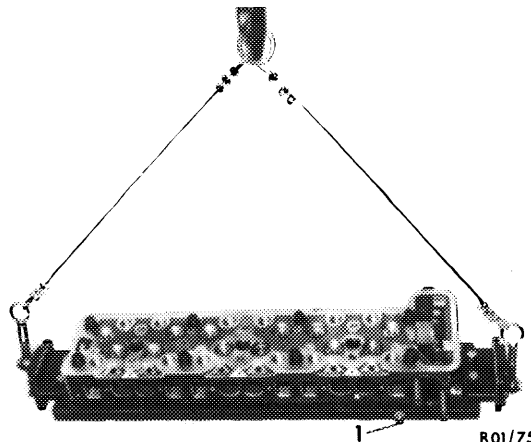
Electrically heated water basin

e.g. made by Otto Dürr, D-7123 Sachsenheim-Ochsenbach

Pressure test

If cylinder seems to have cracks (coolant loss), a pressure test is required.

- 1 Screw pressure plate on clean cylinder head.
- 2 Close bores and connections.
- 3 Connect compressed air hose (1) and set compressed air to 2 bar gauge pressure.



R01/7506

4 Attach cylinder head to suspension device and lower into water heated to 80 °C.

5 If air bubbles are rising, find leaks.

