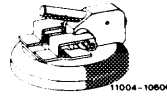


40-013 Positioning of jacking-up shoes and jacks

Special tools

Jacking-up shoe
required 4 each




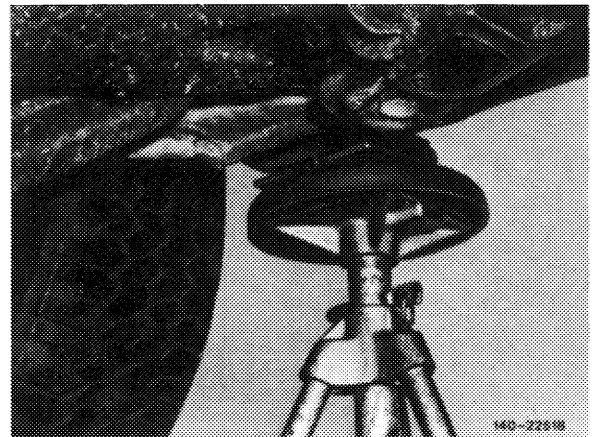
123 589 11 63 00

A. Models 107, 114, 115, 116 and 123

Between jack and frame floor, as well as when lifting vehicle with short stroke lifting platform, use jacking-up shoes for plugging-in at outer frame side members.

These jacking-up shoes will reliably prevent any denting of outer frame floor side members. The jacking-up shoes are providing the additional advantage that no bending torque is exerted against the plug-in tubes themselves, and there are no objections against loads against body for extended periods.

The flap positions required for positioning the jacking-up shoes for the individual models are shown on identification.



Model 107