

72–240 Removal and installation of outside door handle


Data

Relief play between pull hook and door lock

1 mm

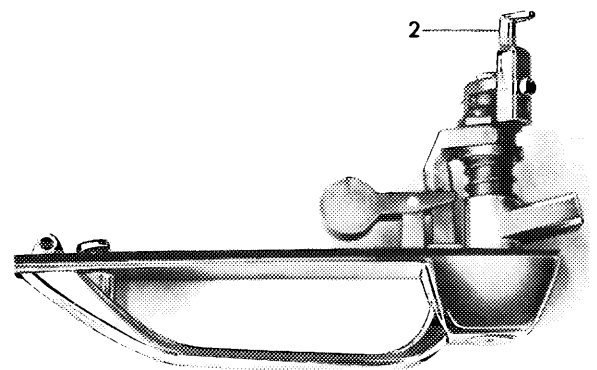
Removal

- 1 Unscrew the two screws (1).
- 2 Push door handle forward.
- 3 Pull grip and remove entire door handle.




Installation

- 4 Turn pull hook (2) on door handle upward.



R 72/6338

- 5 Insert door handle into door cutout.



R 72/6339

6 Turn door handle into horizontal position and insert.

7 Slide door handle toward rear and screw down.

