


Note

If outside mirror changes its position by itself, remove mirror, lift rubber cover and tighten clamping screw on adjusting mechanism as required.

Removal


Mirror glass

- 1 Remove glass from ball socket by means of a plastic wedge and pull out laterally.




Complete outside mirror


- 2 Disconnect door lining at top from clips.



- 3 Push lock washer (1) out of handle (2) in direction of arrow.



- 4 Pull off cover plate (3).
- 5 Unscrew the three screws behind cover plate.
- 6 Remove mirror (5) with intermediate shim (4) from guide holder (6).



Installation

- 7 For installation proceed vice versa.