

Wheels

Cross-reference, rims – tires – recommended tire brands

Model	Rim designation part no.	Summer tires Belted (radial) tubeless		Winter tires Belted (radial) tubeless	
		Tire size	Tire brand	Tire size	Tire brand
107.048	7 J x 15 H 2 ET 25	205/65 VR 15	CONTINENTAL CV 51	205/65 R 15 93 T M + S	CONTINENTAL SUPER CONTACT TS 740
	light alloy 126 400 30 02 or 126 400 34 02		MICHELIN MXV PIRELLI P6		GOODYEAR ULTRA GRIP 3


Wheels model 107

The forged light alloy wheels have an offset (ET) of 25 mm.

The construction and design are known from model 201.

Important:

Due to the new front brakes, 14" wheels **cannot** be used.



140-29439

Fig. 40/1 Cast light alloy wheel

Mounting of wheels

New wheel mounting screws are now used.

Use only M-B original wheel mounting screws!

Identification: Mercedes star stamped into face of screw shank.

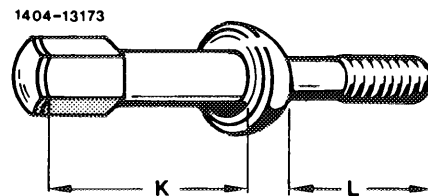


Fig. 40/2 Wheel mounting screw for light alloy wheels, model 107

Part no. 126 400 00 70
Height of screw head K = 43.5 mm
Length of shank L = 40 mm
(Screw head hollow and closed with light alloy cap)

Balancing of wheels

For balancing the wheels the same weights and the retaining springs as on model 124 are used.

A new tool, part no. 124 589 17 63 00 is now used to install and remove the balancing weights and retaining springs.

Tire inflation pressures

Model 107.048

Tire pressure label:
Background violet, lettering silver (Fig. 40/4).

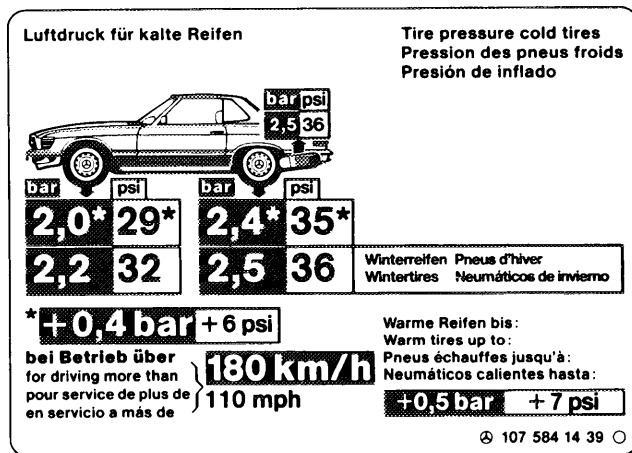


Fig. 40/4

Snow chains

Tire size	MB-anti-skid chain with gripping studs RUD-matic system	
	part no.	code no.1)
205/65 R 15	107 583 01 16	46 384

1) The code no. is stamped into the closing hook of the tensioning chain.