

Electrical system

Outside temperature indicator, model 107

The outside temperature indicator was changed from Celsius to Fahrenheit degrees.

Instrument cluster, model 107

The indicating instruments and lamps are functionally the same as on model 201 model year 1985.

An exterior lamp failure indicator has been added.

If a bulb in one of these circuits fails the failure indicator lights up, indicating a fault (open circuit), as long as the faulty lamp is turned on.


The stop lamp and the turn signal lamp have a trouble memory, that is, in the event of a bulb failure in one of these circuits the failure indicator remains lighted until the key in the steering lock is turned back to "1" or "0".

To identify the fault, turn key from position "0" to position "2" and switch on turn signal or step on brake pedal.

Since switching on the illumination will simultaneously activate several lamps, a visual check is required to identify where the fault is located.

Note: The indicator lamp lights up for a self-check in key position "2" (at reduced brightness) and will go out when the engine is running.

To avoid malfunction or damage to the failure indicator system, be certain to connect any additional lighting equipment (e. g. auxiliary headlamps etc.) to the fuse **before** the failure indicator monitor unit.



154-31474

Fig. 54/1

1 Exterior lamp failure indicator

Exterior lamp failure indicator

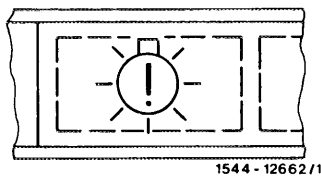


Fig. 54/2

The system is comprised of a lamp monitoring unit (located under the right legroom panel) and a lamp failure indicator (located on the instrument cluster). The following bulb functions are monitored:

Low beam, high beam, fog lamp, parking lamp, tail lamp, license plate lamp, stop lamp, turn signal lamp, high mounted stop lamp, backup lamp.




Fig. 54/3

154-31330

Fuse information, Model 107

Fuse No.	Connection to circuit	Fuse Amperage	Fused consumer
1	15 R	8 (16)*	Cigar lighter, Glove box lamp, Switch for heated rear window, Radio, (heated seats, front)* optional
2	15 R	16	Windshield wiper system, Windshield washer pump, Headlamp flasher
3	15 R	16	Right power window
4	15 R	16	Left power window
5	15	8	Turn signal lamps, Stop lamps, Tachometer, Exterior lamp failure unit, Instrument cluster (voltage supply), Exterior lamp failure unit indicator, Cruise control
6	15 X	16	Blower motor, A/C compressor clutch, A/C compressor cut-out control unit
7	15	8	ACC Pushbutton switch unit, Monovalve, Auxiliary coolant pump, Heated windshield washer nozzle, Back-up lamp (via exterior lamp failure unit), Auxiliary fan relay (terminal 86), Fasten seat belt control unit, Kickdown solenoid valve, Outside temperature indicator, Air injection pump clutch
8	15	16	Horn, Heated exterior rear view mirror left, Adjustable heated exterior rear view mirror right
10	15	16	Heated rear window, Anti-theft alarm system
11	30	8	Central locking system, Anti-theft alarm system
12	30	8	Diagnostic socket terminal 6, Exit lights, Clock, Warning flasher, Dome lamp front, Trunk lamp, Fasten seat belt control unit, Automatic antenna, Warning buzzer, Radio
13	58 R	8	Side-marker lamp right, Tail lamp right, License plate/outside lamp switch terminal 30 (via exterior lamp failure unit), Instrument cluster, ACC pushbutton switch unit illumination, Radio illumination
14	30	16	Auxiliary fan
15	58 L	8	Fog lamps
16	58 L	8	Left side-marker lamp, Left tail lamp
17	56 a	8	Right high beam
18	56 a	8	Left high beam, High beam indicator lamp
19	56 b	8	Right low beam
20	56 b	8	Left low beam