



Removal


1 Unscrew all screws on closing cover (arrow) above blower and remove closing cover (22).



2 Pull electric plug from pre-resistor (10).




3 Unscrew two screws (arrow) on pre-resistor (10) and remove pre-resistor from front wall.



Installation

4 Insert pre-resistor (10) into front wall and attach by means of two screws (arrow).

5 Plug-on electric plug.



6 Mount closing cover (22) and attach with screws (arrow).

7 Check blower for operation.

