

## 18–220 Checking oil level indication

---

- With complaints such as:
- A. Control lamp stays on with running engine and correct oil level.
  - B. Control lamp does not light up in key position „2“.
  - C. Control lamp fails to light up with running engine, oil temperature  $> 60^{\circ}\text{C}$  and oil level below „min“.
- 

### Test values

Resistance with oil level max	$< 0.10 \Omega$
Resistance with oil level min	$\infty \Omega$
Battery voltage	approx. 12 V

---

### Conventional tool

Multimeter	e.g. Sun, DMM–5
------------	-----------------

---

### Note

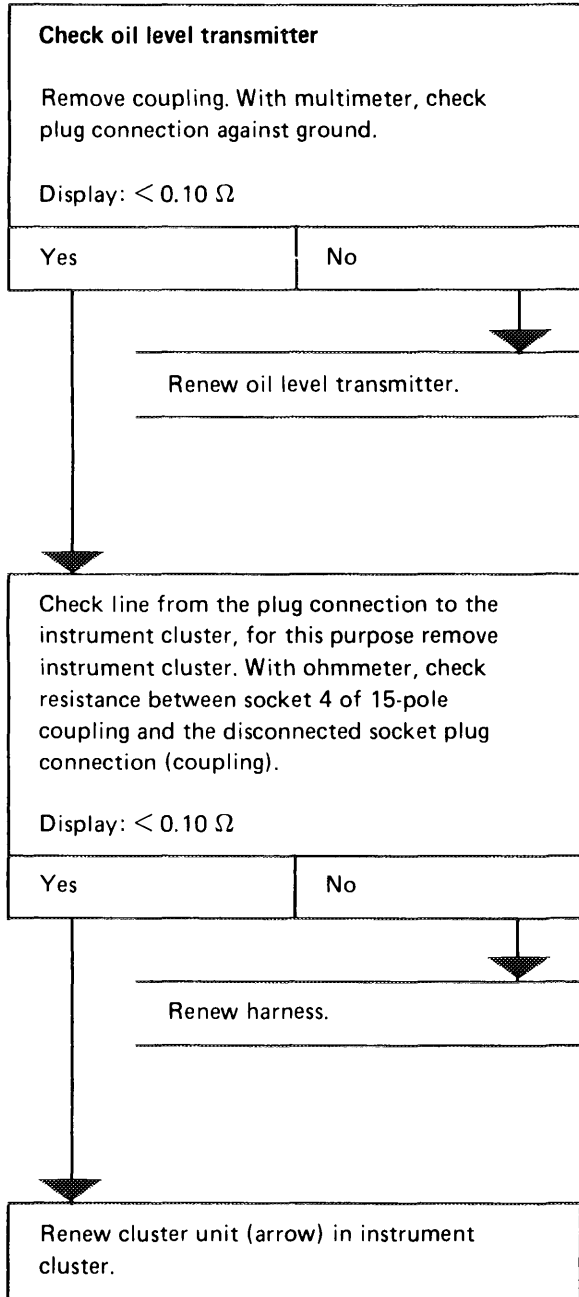
---

The oil level control lamp lights up with ignition switched on (control function) and goes out as soon as the engine runs.

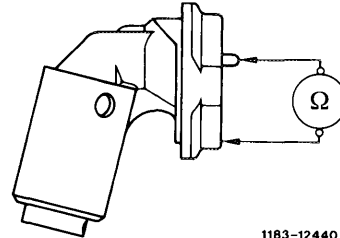
During the control function the oil level control lamp lights up dimly and during faults brightly.

## Checking

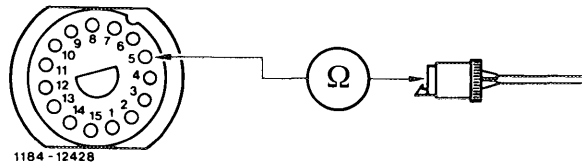
### A. Control lamp stays on with running engine and correct oil level




End of test



1183-12440



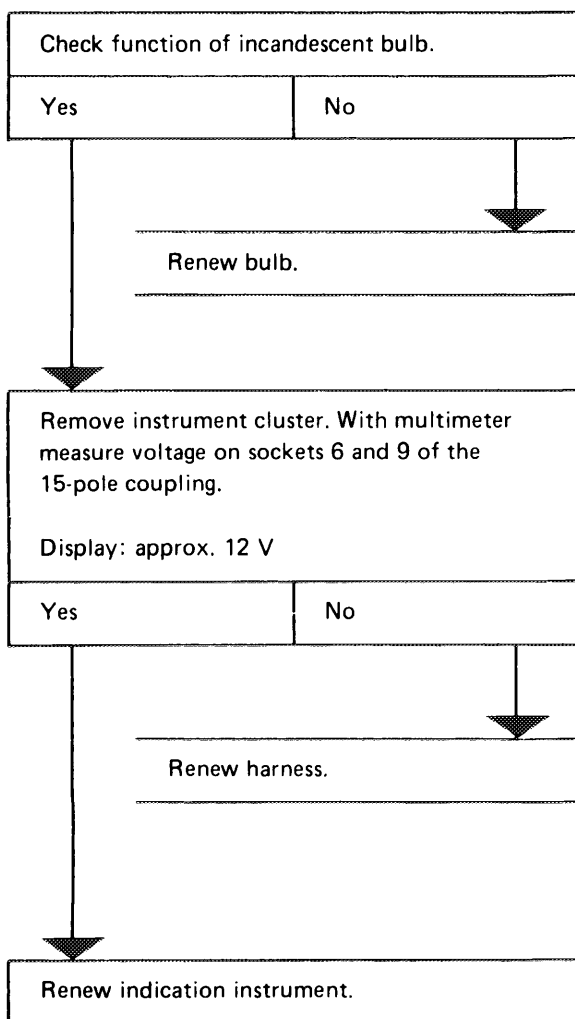
1184-12428



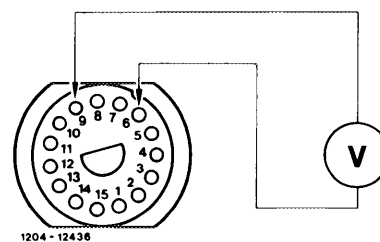
1543-15308

1 2 3

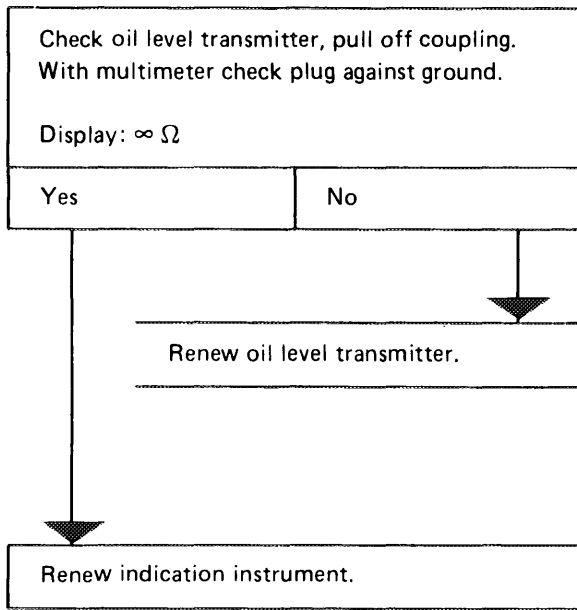
**B. Control lamp does not light up in key position „2“ (control function)**



End of test



C. Control lamp fails to light up with running engine,  
oil temperature > 60 °C and oil level below „min“,  
control function section „B“ okay



End of test

