

01-420 Pressure-testing cylinder head

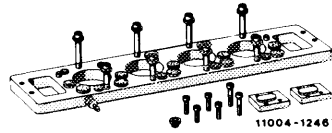
Data

Test pressure with air under water in bar gauge pressure

2

Special tools

Pressure plate

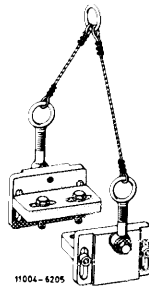


117 589 00 25 00

Rubber seal (1 set = 21 gaskets)

117 589 00 25 09

Suspension device



115 589 34 63 00

Conventional tool


Electrically heated water tank

e.g. Otto Dürr, D-7123 Sachsenheim-Ochsenbach

Pressure-testing

Pressure-test cylinder head if cracks (coolant loss) are suspected.

- 1 Bolt pressure plate onto cleaned cylinder head.
- 2 Blank off holes and connections.
- 3 Connect compressed air hose and regulate compressed air to 2 bar.



4 Fasten cylinder head on suspension device and immerse into heated water (80 °C).

5 If air bubbles rise, determine source and mark.

