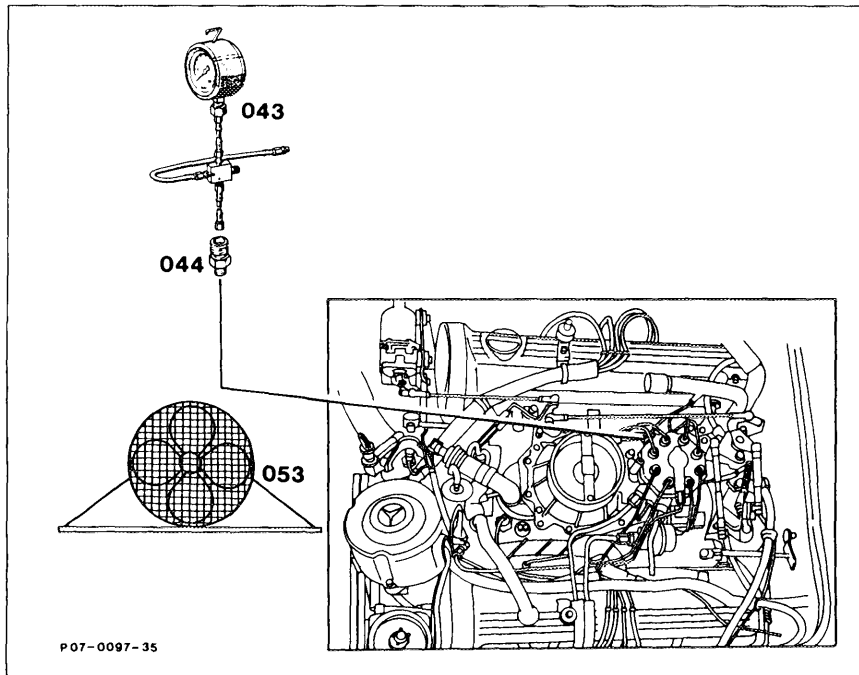
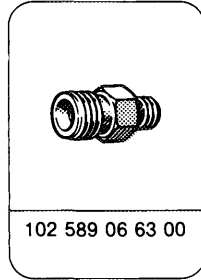
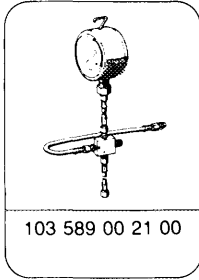


07.3-127 Performing cold start



Pressure measuring device, double union (043, 044)	connect (07.3-120). Special tools 103 589 00 21 00, 102 589 06 63 00. Run engine to build up pressure.
Blower (053)	to cool engine (or allow engine to cool overnight).
Cold start	perform, keeping a check on pressure gauge: If necessary, test fuel pressures (07.3-120) or electronic components of CIS-E injection system (07.3-121).

Special tools



Test data

Fuel pressures in bar gauge pressure

System pressure when engine idling, cold or at normal operating temperature		6.2 – 6.4
	Engine oil temperature approx. 80 °C	approx. 0.4 ¹⁾
Lower chamber pressure	Engine not running or idling at coolant temperature of + 20 °C	approx. 0.5 ¹⁾
	when decelerating	6.2 – 6.4

¹⁾ Below system pressure measured previously.