


Oil types

Automatic transmission fluid (ATF)
or manual transmission oil

refer to „Specifications for Service Products“
refer to „Specifications for Service Products“


page 236.1, 236.2
page 237

- Unscrew wing nut or knurled nut from supply tank and remove closing cover.



1 Power steering pump
with mounted supply tank

2 Supply tank
8 Wing nut or knurled nut




1 Power steering pump
with cast-on supply tank

3 Closing cover
8 Wing nut or knurled nut

- With the oil at operating temperature (approx. 80° C) the oil level should reach up to punched-in or cast mark (approx. 20 mm below the supply tank edge) in supply tank. Add oil, if required.

In the case of cold oil and low ambient temperature, the oil level should be 6–8 mm below the mark.

- Mount closing cover, watching out for correct seat of paper gasket. Screw on wing nut or knurled nut.



2a Mark in supply tank