

All models

Note:

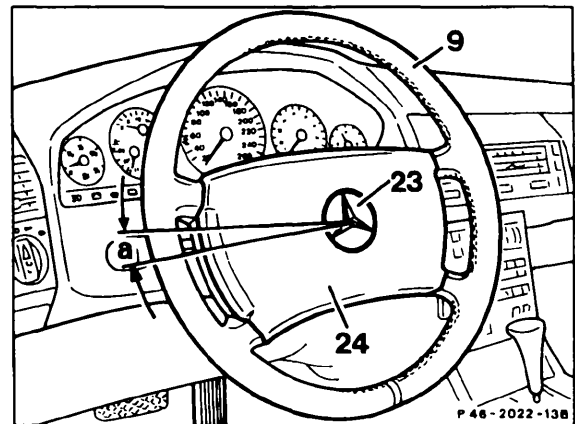
When performing this job number, the engine compartment lower panel or the noise encapsulation panel must be removed, and replaced after completing all maintenance work (refer to Job No. 6190 or 9490).

- In steering center position, maximum allowable play (a) at steering wheel is 25 mm.

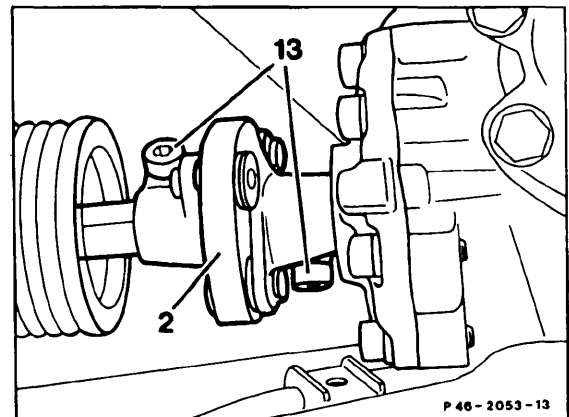
Note:

The steering gear may be adjusted in car if adjusting specifications are carefully observed (on separate order only).

a = max. 25 mm




- On all models starting 04/1984, check play of steering coupling or of both flexible couplings (2).



Models 124 (except 124.034/036), 129, 201

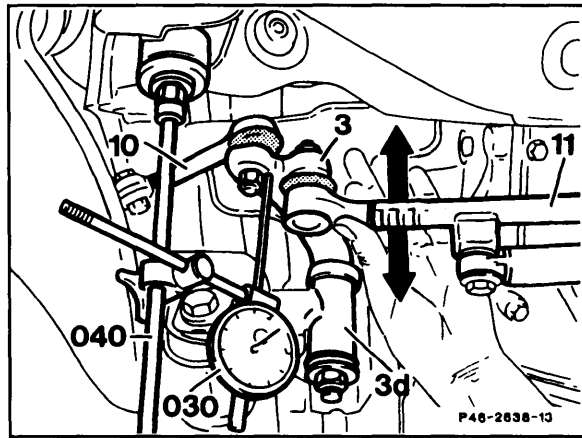
2 Flexible coupling

Models 124.034/036, 140

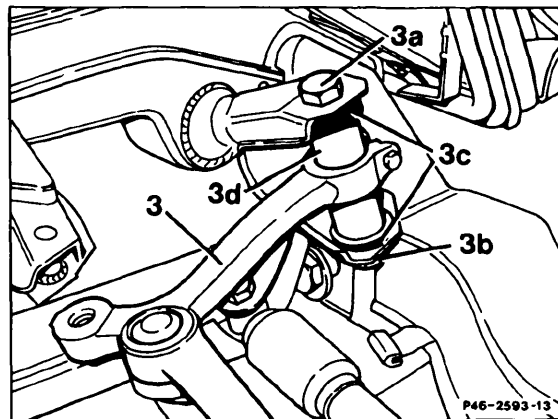


- Check mounting of idler arm (3) in rubber bushings, using dial indicator as necessary (SMS Job No. 46-0110). If play is greater than 0.5 mm, replace rubber bushing (SMS Job No. 46-0520) on separate order.

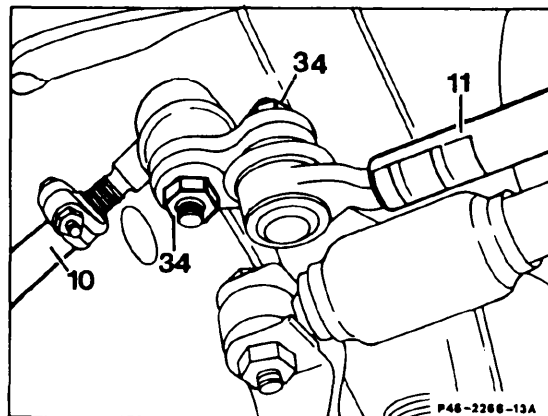
All models except 140



Model 140

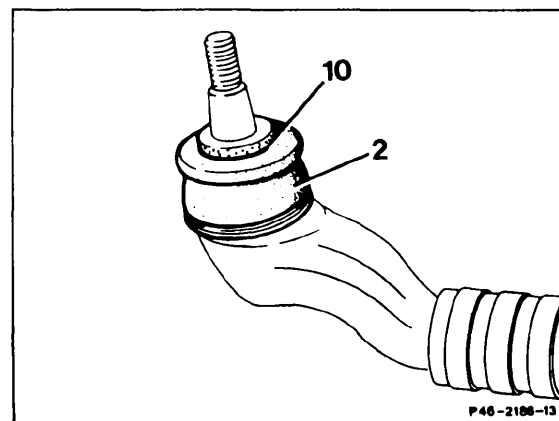


- With vehicle resting on wheels, move steering left and right approx. 100 mm while checking the following ball joints:
- Tie rod end (10) ball joints.
- Tie rod (11) ball joints.
- If play is found, replace the appropriate ball joint.
- Check condition of rubber boots.



⚠ CAUTION!

If a damaged rubber or plastic boot is found, replace affected joint immediately, since penetrating dirt will destroy joint in a short time. **Replacement of only the boot is permitted only if no dirt whatsoever has entered the joint.**



2 Rubber boot